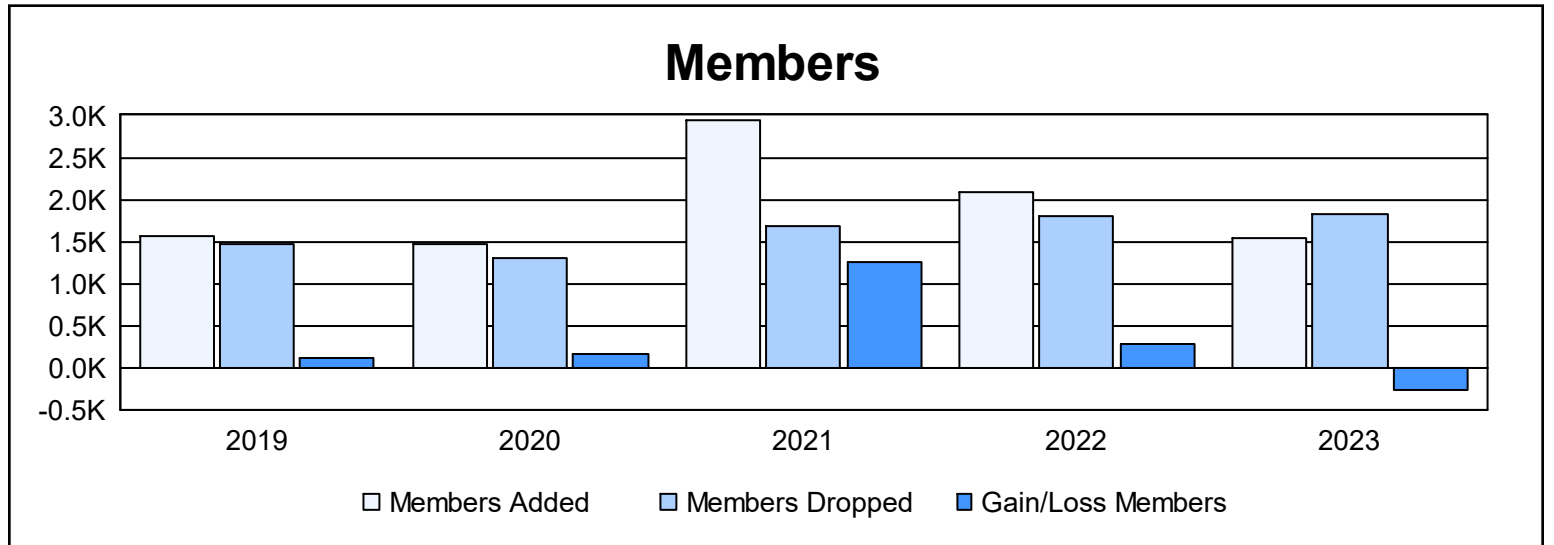
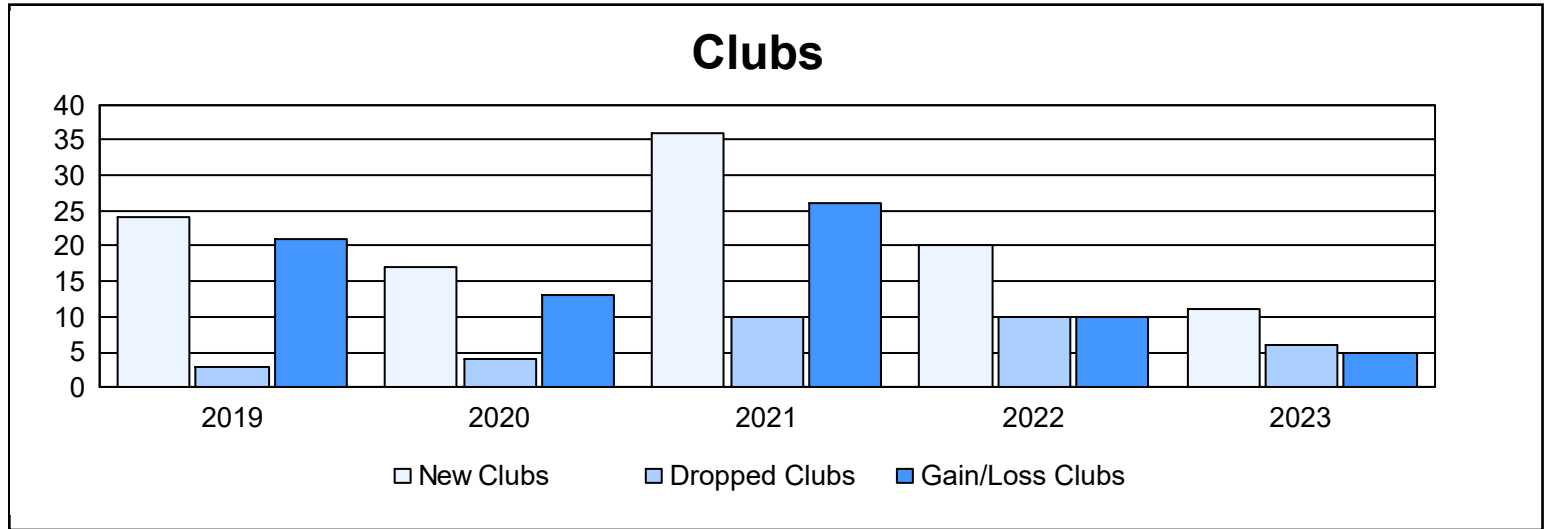
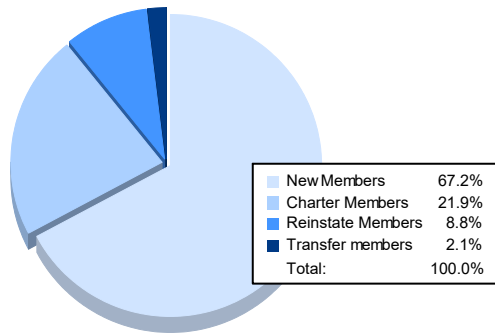


| Year           | New Clubs | Dropped Clubs | Gain/Loss Clubs | New Members  | Charter Members | Reinstate Members | Transfer Members | Total Member Added | Total Members Dropped | Gain/Loss Members |
|----------------|-----------|---------------|-----------------|--------------|-----------------|-------------------|------------------|--------------------|-----------------------|-------------------|
| 2018-2019      | 24        | 3             | 21              | 837          | 639             | 63                | 31               | 1,570              | 1,467                 | 103               |
| 2019-2020      | 17        | 4             | 13              | 797          | 585             | 66                | 19               | 1,467              | 1,302                 | 165               |
| 2020-2021      | 36        | 10            | 26              | 1,657        | 1,150           | 93                | 44               | 2,944              | 1,680                 | 1,264             |
| 2021-2022      | 20        | 10            | 10              | 1,336        | 655             | 54                | 42               | 2,087              | 1,804                 | 283               |
| 2022-2023      | 11        | 6             | 5               | 1,037        | 338             | 136               | 32               | 1,543              | 1,814                 | -271              |
| <b>Average</b> | <b>22</b> | <b>7</b>      | <b>15</b>       | <b>1,133</b> | <b>673</b>      | <b>82</b>         | <b>34</b>        | <b>1,922</b>       | <b>1,613</b>          | <b>309</b>        |



### Membership Composition June 2023 Cumulative



### Gender Composition June 2023 Cumulative

